TRANSPORTATION DESIGN

PORTFOLIO

2026

Gustavo **CASAROTTO**

gustavocasarotto.pro@gmail.com
@gustavosorus

Gustavo **CASAROTTO**



_EXPERIENCES

ICONA
Shanghai, China – Aug.2025 to Dec.2025
Exterior Design Intern at ICONA Design Group.

DACIA x GRAVITY SKETCH
Paris, France – Mar.2024 to Jun.2024
Partnership project with Dacia and Gravity Sketch.

LIGIER
Paris, France – Mar.2024 to Jun.2024
Partnership project with Ligier.

AFRY
Gothenburg, Sweden – Nov.2023 to Feb.2024
Automotive Design Intern at AFRY Experience Studios.

EXTREME
Paris, France – Jun.2023 to Sept.2023
Transportation Design Intern at AdvanceDesign by Extreme.

_EDUCATION

STRATE, SCHOOL OF DESIGN
Paris, France – Sept.2020 to Dec.2025
Graduated in Transportation Design from Strate

LYCEE LEONARD DE VINCI
Saint-Witz, France – Sept.2017 to Jun.2020
High School Economics and Social science diploma (with honors)

_ABOUT ME

Design is a constant journey of discovery, driven by curiosity and a desire to learn from everything around me. I see each project as an opportunity to explore new ideas, challenge conventions, and grow through experimentation. For me, creating is about understanding the world better and finding ways to make it more inspiring and meaningful.

+33 6 98 76 01 34
gustavocasarotto.pro@gmail.com
@gustavosorus

_SKILLS

LANGUAGES

French : Native
Portuguese : Native
English : Fluent
Spanish : Advanced
Chinese: Beginner level

HARD SKILLS

SKETCH
PHOTOSHOP
BLENDER 3D
GRAVITY SKETCH 3D (PROFESSIONAL CERTIFICATE)
ILLUSTRATOR
INDESIGN
VIZCOM (AI)
COMFYUI (AI)
LIBLIB (CHINESE AI)

SOFT SKILLS

Creative problem-solving
Team collaboration
Attention to detail
Proactive learning

CELICA

2026

BRIEF /
Reintroduce the TOYOTA Celica as a compact, driver-focused performance coupe for the modern era.

STORY /
Celica RE:FOCUS expresses precision through sharp volumes, balanced proportions, and a lightweight architecture.
Built around agility and control, it delivers pure connection between driver and machine, without nostalgia, without excess.

INDUSTRIAL DESIGN

Exploration of a Celica design language inspired by industrial product design. The focus is on monolithic volumes, soft radii and minimal functional details, translating the clarity of electronic objects into an automotive expression.



GEOMETRIC TENSION

Exploration of a Celica design language based on faceted geometries and sculptural surfaces. Light interaction and sharp transitions create a dynamic and architectural interpretation of the sports coupe.

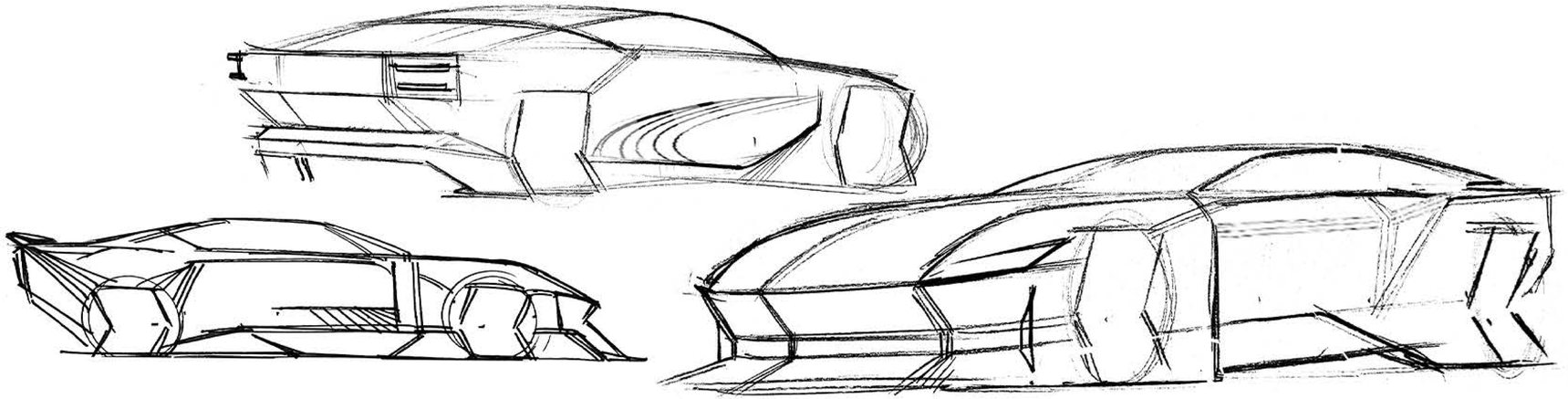



FINAL

INSPIRED BY POP-UP
HEADLIGHT CUTOUTS

SIDE IDEATION





FRONT IDEATION

HEADLIGHTS FOCUS



KEY SKETCH





1990's Toyota Celica



FINAL

TOYOTA

2025

HONDA Acty.V

As an automotive designer, I wanted to revisit one of Honda's classic models—the Honda Acty. First introduced in the 1980s, the Acty became a beloved compact van in Japan, known for its practicality and versatility. For this project, I've updated the design of the Acty for 2025, maintaining the original charm and functionality while giving it a fresh, modern look. The goal was not to reinvent the wheel, but to breathe new life into the iconic van, ensuring it remains relevant for today's urban environments, with a focus on practical updates that cater to current needs. The result is a refined, timeless version of the Acty that stays true to its roots while offering a glimpse into Honda's future.

IDEATION

VIDEO GAME MODULE
Powered by Raspberry Pi
FLIPPER
HONDA

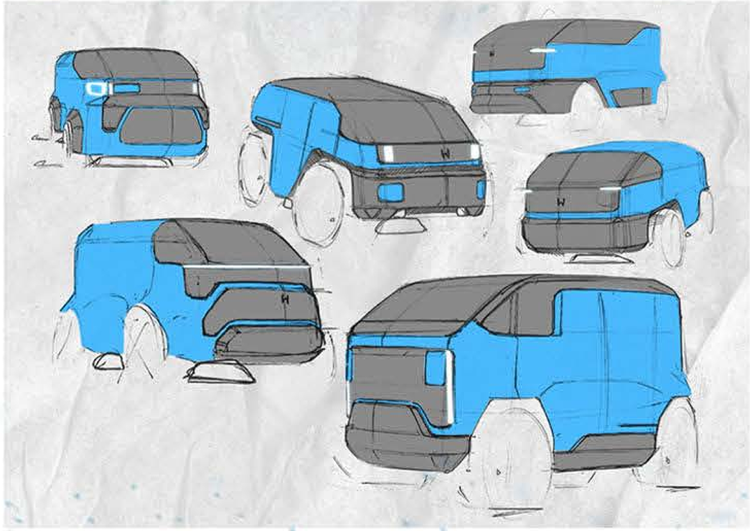

40
W
MOODBOARD

DEVELOPMENT



DANGER
HIGH
VOLTAGE

STORAGE

_Graduation project

DRAGONFLY

CASAROTTO Gustavo

2025

strate

ECOLE DE DESIGN

_EXTERIOR DESIGN



_EXTERIOR DESIGN

Direction B

+ Square
+ Authoritative

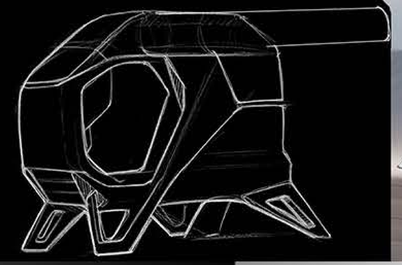

RESCUE EVTOL





Development

Keep the spirit of the dragonfly

Two large air intakes above the cockpit

Large rear opening to facilitate the entry of the stretcher and the rescuer

DRAGONFLY REACHES PLACES WHERE HELICOPTERS CAN'T LAND, ENABLING RESCUERS TO PICK UP THE VICTIM AND QUICKLY TRANSPORT THEM TO THE HOSPITAL.

2025

MINI Capsule

In response to the evolving urban landscape and the growing need for sustainable mobility solutions, I've envisioned a futuristic MINI for 2050—a fully autonomous taxi designed specifically for cities where personal vehicles may be banned. With the rise of shared transportation and the shift toward greener, more efficient solutions, this MINI taxi blends the iconic charm of the brand with cutting-edge technology. Its compact, agile design is perfect for navigating dense urban environments, while its autonomous capabilities and electric powertrain make it a sustainable alternative to traditional vehicles. This project is a vision for a future where public transport, taxis, and emergency vehicles are the only means of getting around—ensuring safe, convenient, and eco-friendly transportation for everyone.

IDEATION

TRIANGULAR SHAPE





SITTING ZONE

BI COLOR

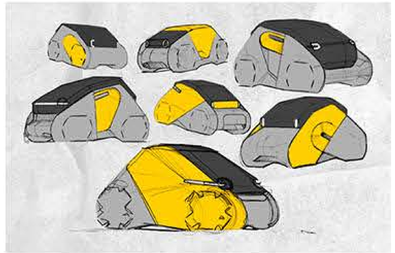

UK FLAG
DETAIL

SCENARIO
ARRIVES AT YOUR PLACE
ON THE WAY
ORDER
GET IN



turns red when not available

Charging station

public seat when it's not using or charging

ONE WAY

2025

BMW Apex

The BMW Apex concept is a bold exploration of futuristic automotive design, created as a quick yet ambitious project completed in just one week. Blending cutting-edge aerodynamics with a striking aesthetic, the design features a unique cubic pattern transitioning from pristine white to deep violet, symbolizing innovation and evolution. Despite the rapid timeline, the BMW Apex pushes the boundaries of speed, technology, and luxury, embodying the essence of modern sports car design.

INITIAL RESEARCH

DIRECTION B

FLUID AND SHARP

DIRECTION A

BREATHE, BIG AIR INTAKES



DEVELOPMENT

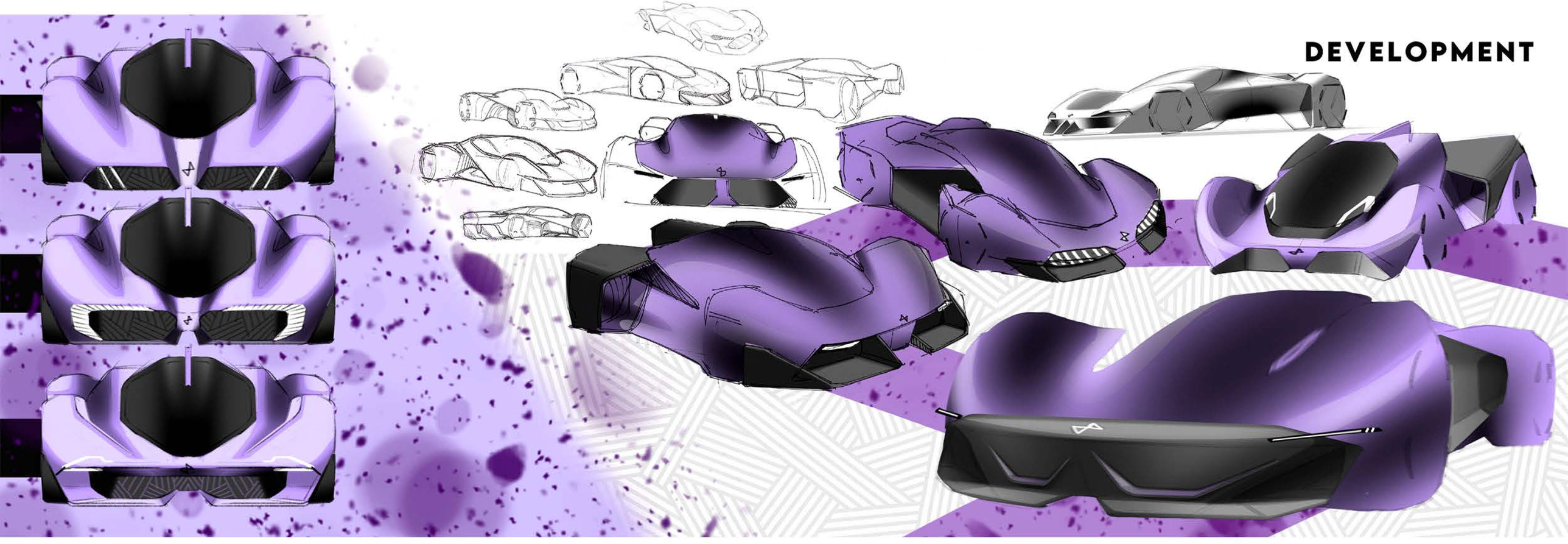

SIDE REFINEMENT



REAR REFINEMENT

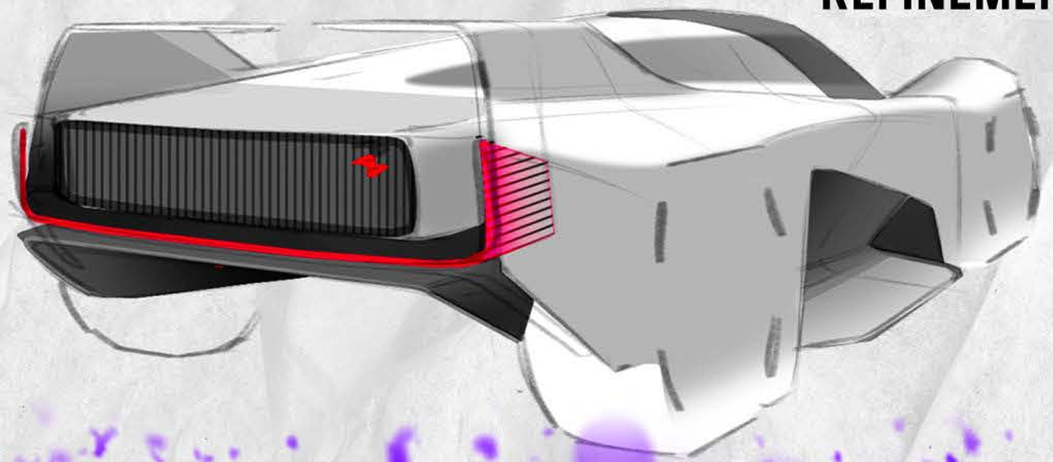

BAYERISCHE MOTOREN WERKE

Lepas

SNOW LEOPARD
_SILENT AGILITY

// ELEGANCE

// AGILITY

// PRECISION

// DISCRETION

// SILENT POWER


DIRECTION 1
_FLOWING PRECISION

Direction 2
_ALPINE ATHLETIC









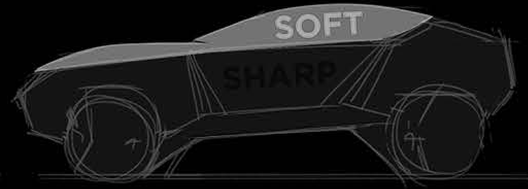

_WIND-CARVED SCULPTURE

Direction 3



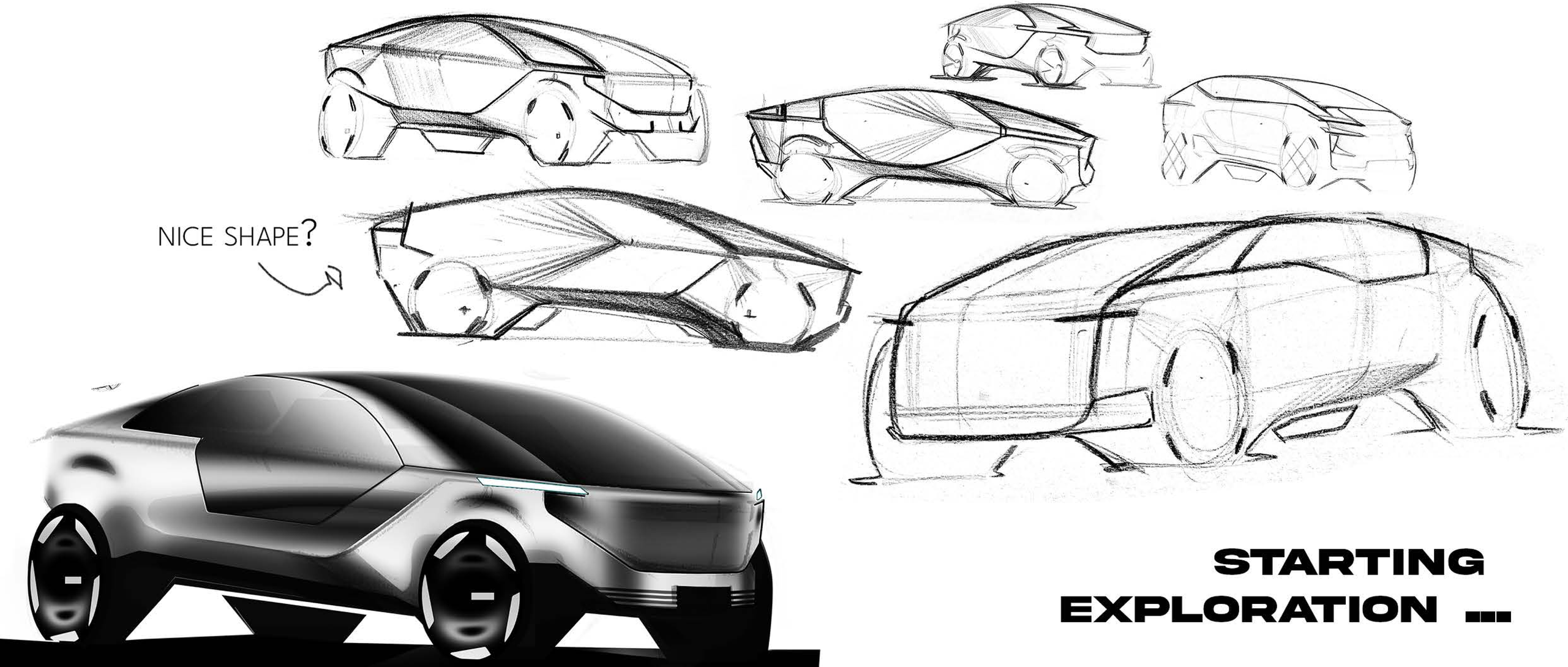

STARTING EXPLORATION ...

FRONT EXPLORATION





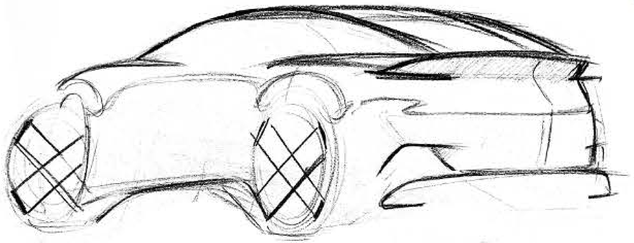

REAR EXPLORATION




Cepas



LOOKING FOR DIFFERENT PROPORTIONS BUT ....
STILL LOOKS LIKE A PRODUCTION CAR, AND NOT LIKE A **CONCEPT CAR** ...

PUSHING AND EXPLORING A DIFFERENT PACKAGE BUT...
I FEEL I'M STRAYING FROM MY INITIAL IDEA :

WIND CARVED SCULPTURE.



I FEEL I'M NOT HAVING AN ***ELEGANT*** SILHOUETTE, AND I DONT WANT TO HAVE A DIFFERENT PACKAGE JUST TO HAVE A DIFFERENT PACKAGE...







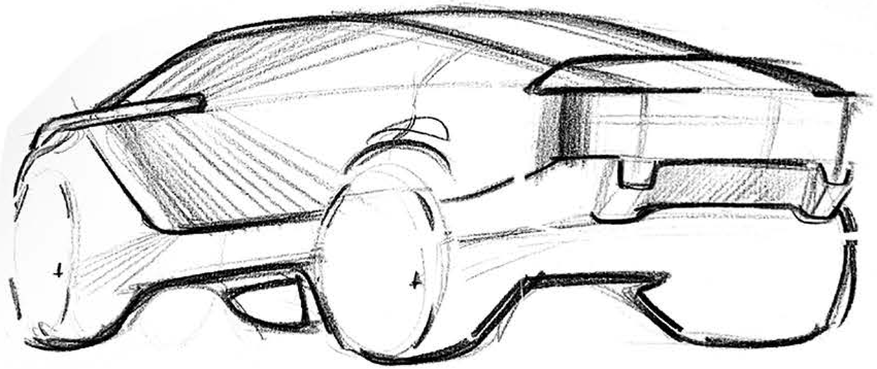

... SO LET'S STAY
SIMPLE.
LESS IS MORE









FEATURES I DECIDED TO KEEP
AND TO WORK ON

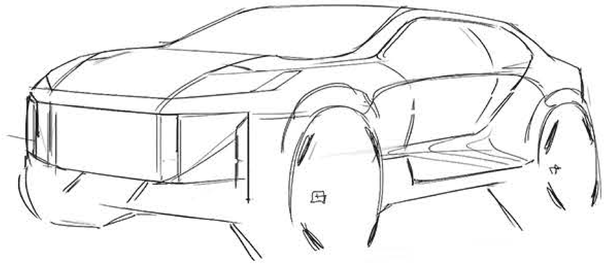



REFINEMENT



FINAL DESIGN

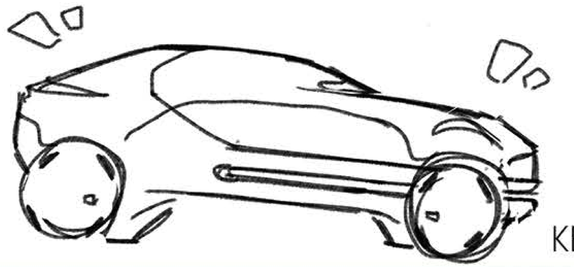

KEY SKETCH



FINAL DESIGN



EXTRA

_SIMPLE
_ROBUST



_UNIFORME
_STRONG

_PRODUCT

FREE SKETCH

Partnership with
Make a new street legal car for
LIGIER according to the JS2 legacy.

the entire project had to be carried out in VR.



Partnership with **GRAVITY SKETCH** and **DACIA**.
The idea was to explore a new way of getting around town in a world where classic cars were banned in big cities. Group project with Dior GASHI and Noémie FLORESCU.

X

GUSTAVO CASAROTTO
@GUSTAVOSORUS

DIOR GASHI
@DIOR__GASHI

NOÉMIE FLORESCU
@FLORESCOU

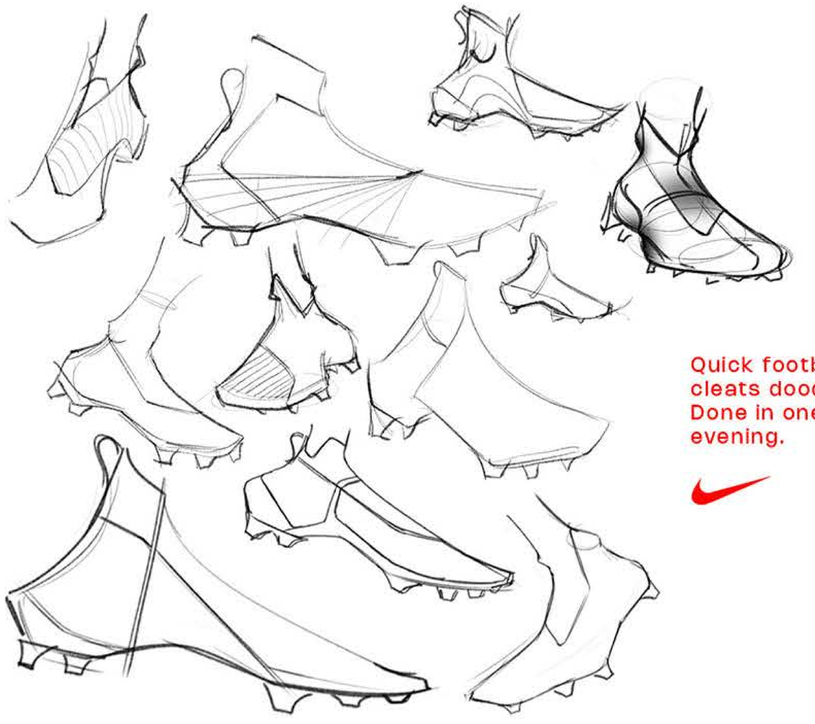

Quick football cleats doodles. Done in one evening.

AI-ASSISTED
EXTERIOR DESIGN WORKFLOWS

WORFLOW N1 :

MULTI-VIEW GENERATION

AI IS USED TO QUICKLY ESTABLISH A CONSISTENT VEHICLE DESIGN ACROSS MULTIPLE VIEWS :

_FRONT 3/4
_SIDE
_REAR 3/4

THIS PROVIDES A UNIFIED DESIGN BASE EARLY IN THE PROCESS, AVOIDING THE NEED TO MANUALLY TRANSLATE PROPORTIONS AND DESIGN ELEMENTS FROM ONE VIEW TO ANOTHER.

TEST WITH SEDAN PROPORTIONS
(RAW IMAGES, NOT RETOUCHED)



WORFLOW N1 :

MULTI-VIEW GENERATION

OF COURSE, THE PACKAGE AND THE LEVEL OF DETAILS ARE ADJUSTABLE, AND IT CAN BE RENDERED IN ANY STYLE WE WANT !!



PHOTOSHOP — REALISTIC

(RAW IMAGES, NOT RETOUCHED)

WORFLOW N2 :

AI FROM PHOTOSHOP

AI IS USED IN COMBINATION WITH PHOTOSHOP TO ENHANCE AND REFINE EXISTING VISUALS, MAKING THE DESIGN MORE REALISTIC AND COHERENT.

THIS STEP HELPS TRANSLATE EARLY CONCEPTS INTO MORE BELIEVABLE FORMS, IMPROVING PROPORTIONS, SURFACES, AND LIGHTING.

IT ALLOWS A QUICK VALIDATION OF THE DESIGN DIRECTION, ENSURING THAT THE PROPOSAL WORKS BEYOND INITIAL SKETCHES BEFORE MOVING INTO FINAL VISUALIZATION STAGES.

WORKS ALSO FOR DETAILS !!

QUICKLY IMPROVE THE RENDERING OF PHOTOSHOP DETAILS.



(MY PHOTOSHOP)

FOR EXAMPLE, THESE 4 IMAGES TOOK ME A TOTAL OF 1-2 MINUTES.

(RAW IMAGES, NOT RETOUCHED)



(MY PHOTOSHOP)

WORFLOW N3 :

CLOSE-UP

AI IS USED TO GENERATE FOCUSED CLOSE-UP VIEWS FROM A BASE IMAGE, ALLOWING THE EXPLORATION OF SPECIFIC DESIGN ELEMENTS SUCH AS LIGHTING SIGNATURES, SURFACE TRANSITIONS, AND MATERIAL DEFINITION.

THIS APPROACH HELPS REFINE KEY AREAS OF THE DESIGN AT A HIGHER LEVEL OF DETAIL, SUPPORTING BETTER EVALUATION OF QUALITY AND COHERENCE.

WORFLOW N4 :

VIEW GENERATION

FROM A SINGLE IMAGE, AI IS USED TO GENERATE ADDITIONAL VIEWS (FRONT, SIDE, REAR), CREATING A MORE COMPLETE UNDERSTANDING OF THE VEHICLE.

THIS HELPS MAINTAIN DESIGN CONSISTENCY ACROSS DIFFERENT ANGLES WHILE REDUCING THE NEED TO MANUALLY RECONSTRUCT THE DESIGN FROM SCRATCH.

IT PROVIDES A SOLID VISUAL BASE THAT CAN SUPPORT FURTHER DEVELOPMENT AND FACILITATE COMMUNICATION WITH 3D MODELERS.

(RAW IMAGES, NOT RETOUCHED)

THE BACKGROUND CAN EASILY BE REMOVED, TO LEAVE IT BLANK OR TO CHANGE IT FOR AN OTHER ONE.

WORFLOW N5 :

VIZUALISATION

WHEN WE ARE DONE WITH THE DESIGN, WE CAN JUST HAVE FUN RENDERING THE CAR WHEREVER WE WANT !!

(RAW IMAGES, NOT RETOUCHED)

WORFLOW N7 :

3D ENHANCEMENT

AI IS USED TO ENHANCE EXISTING 3D RENDERS BY IMPROVING REALISM, MATERIALS, LIGHTING, AND OVERALL VISUAL QUALITY.

IT HELPS TO BETTER EVALUATE THE DESIGN WITHOUT REQUIRING A FULLY FINALIZED VISUALIZATION.

IT SUPPORTS FASTER ITERATION AND CLEARER DESIGN VALIDATION DURING THE DEVELOPMENT PROCESS.

(RAW IMAGES, NOT RETOUCHED)

HERE I TOOK MY PREVIOUS 3D RENDERS AND ENHANCED THEM



WORFLOW N6 :
VIDEO

I'M CURRENTLY WORKING ON CREATING VIDEOS ACCORDING MANY KEYFRAMES, IT ALLOWS MORE CONTROL THAN CREATING A VIDEO FROM ONLY ONE STARTING AND ENDING IMAGE.

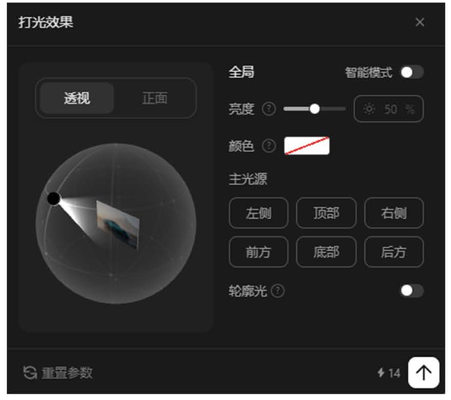

CHANGE THE LIGHTING OF THE IMAGE (FOR IMAGE)

CHANGE THE ANGLE OF THE CAMERA (FOR IMAGE)

FULL CONTROL OF THE CAMERA'S TYPE AND THE CAMERA SETTINGS (FOR IMAGE)



FULL CONTROL OF THE CAMERA MOVEMENT (FOR VIDEO)



FROM ONE IMAGE OF THE CAR, CREATE A STORYBOARD

WORFLOW N6 :
VIDEO

I'M CURRENTLY WORKING ON CREATING VIDEOS ACCORDING MANY KEYFRAMES, IT ALLOWS MORE CONTROL THAN CREATING A VIDEO FROM ONLY ONE STARTING AND ENDING IMAGE.

Thanks for your time !

Currently looking for a Junior Exterior Designer position

+33 6 98 76 01 34
gustavocasarotto.pro@gmail.com
@gustavosorus